



YEAR 6 PARENT PRESENTATION 2025

WORKING IN PARTNERSHIP

- Your child's happiness
- Preparation for adulthood
- Communication
- Supporting the curriculum
- Homework
- Safety
- Attendance



NON NOBIS SOLUM

PARENTS' HANDBOOK



Key information for parents

THE JOURNEY

Baby Terrible twos Primary years Teenager Young adult



NON NOBIS SOLUM

VISUALISE THE OUTCOME



First day at school



Gillotts years



Success



HOW DO PARENTS GET INVOLVED?

- Encourage talk about school
- Being asked
- Being listened to
- Consider the risks that children will be exploring, particularly with their friends and the internet



NON NOBIS SOLUM



Moving to Secondary School is a big step. It should be fun and exciting. Sometimes it's a little scary.

There is always someone at school to help and support the whole family to make this transition an easier one.

- **Talk over your fears**
 - **Relax**
 - **Enjoy yourself**
 - **Encourage participation in clubs/activities – builds confidence**
- Love School*

TIPS FOR MAKING FRIENDS

- **Smile, be pleasant and say hi to people.**
- **Make the first move.**
- **Join in school and lunch time activities. Find out about school clubs.**
- **Learn to be a good listener. Look at people while they are talking and concentrate on what they are saying.**
- **Ask lots of questions. A good way to let other people know you are interested in them is to ask about what they like and what they think.**



NON NOBIS SOLUM

Organisation

Revising

Routines

Learning is learnable

Homework



MEET THE TUTOR

– opportunities in September/October



NON NOBIS SOLUM

YOUR CHILD

- Knowledge
- Working in collaboration



MOVING UP TO SECONDARY SCHOOL

- Possessions – keep your money, keys and other valuables in a safe place.
- Practical Tips:

Get a big school bag that is comfortable to carry. Pack your school bag before going to bed the night before.

Check your timetable for the next day. Make sure you have exercise books, PE kit, and equipment for all your subjects.

Do not carry money or too many pens, pencils and stationery – just what you need. Otherwise you have more to lose, misplace or have stolen.





STUDENT CHECK LIST

- Bag
- Folder containing all subject books
- Pencil case with all correct equipment
- Correct uniform/coat and shoes
Just a reminder to get those uniform orders in...
- Correct PE kit – relative to term/activity
- Parent and school support (confidence, self esteem, praise and help through this challenging transition in a student's life!)

NOBIS SOLUM

EXTRA INFO ON SHOES



TEACHERS AND CLASSES

- Your child may have ten or more teachers and ten or more different subjects and classrooms. It may be slightly confusing at first, but they will soon get the hang of it. They will have a tutor and a Head of House.
- They will get a paper timetable, but can also view online
- Make a list of subject, teachers' names and subject rooms, and keep somewhere where you can check easily.



EDULINK ONE

- Parental Engagement App/Website
- Students also get a login and can download app
- Able to view 'live' information on
 - Homework
 - Timetable
 - Behaviours and Detentions
 - Achievements
 - Attendance



EDULINK ONE

- You can also:
 - Report absences through app
 - View reports
 - View other websites linked to school
 - Update basic information (phone numbers, addresses etc)
 - View exam dates




HOMework

- All homework is set on Google Classroom. A calendar or 'to do' list is accessible through the Google Classroom app, desktop site and through Edulink
- Do homework the same day it is assigned
- It is better to hand in something than nothing at all
- If you have a long-term project, try to do some work on it every day. Set yourself a schedule and stick to it
- If you forget or are unable to do your homework, tell the teacher before the lesson if possible
- Pace yourself. Keep your mind fresh, have regular breaks and don't rush to do it all in one go



ONLINE STUDENT HANDBOOK

<https://sites.google.com/gillotts.org.uk/gillottsschoolplanner/home>



‘Not by Ourselves Alone’



Gillotts

NON NOBIS SOLUM

NON NOBIS SOLUM

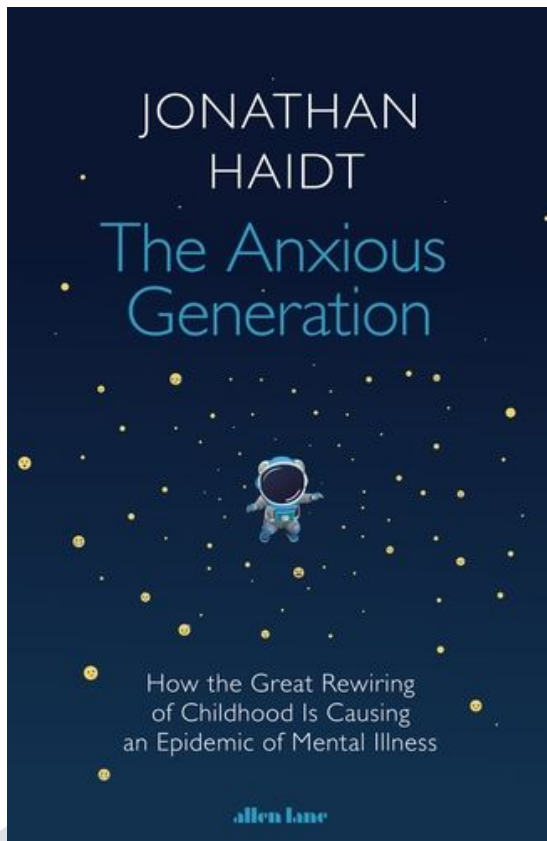
BYOD



- Harnessing the power of mobile learning and cloud-based technology in order to improve student engagement and outcomes
- Filtered access to the internet
- This must be a device with a larger screen (laptop, tablet or Chromebook) and not a mobile phone.
- Screen size must be an absolute minimum of 7 inches, but we recommend at least 10 inches
- The use of your device in lessons is subject to the 'traffic light' system which is run by the class teacher

MOBILE PHONES

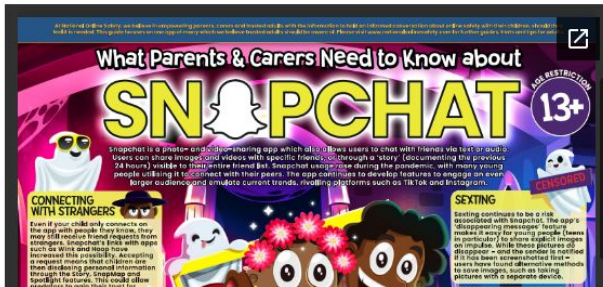




Key message:

Your child does not need a smartphone to attend Gillotts School.

CYBER BULLYING



“All children should be able to grow up in a world free from bullying and abuse and all adults should keep children safe and help them to reach their full potential.” KIDSCAPE

ATTEND AND ACHIEVE!

Please **help** us and **your child** by ensuring their attendance remains above **96%**, allowing them to **achieve** their potential.

**MUST
ATTEND!**




NON NOBIS SOLUM

FOLLOW US ON SOCIAL MEDIA



Instagram - @gillottshenley



X - @gillottshenley



GILLOTTS PARENTS' ASSOCIATION

Who are we?

- Registered Charity supporting the School
- Small committee & a growing number of parent helpers



What do we do?

- Organise a range of events during the school year with all proceeds raised going straight into school projects.
- Underwrite the School Fund for parents who would like to make regular voluntary contributions
- Liaise with and support parents fundraising initiatives



Our recent support

- £12,000 contribution to the new Lighting Rig & LED Lights
- All-weather shelter, Benches, Table Tennis Tables & additional Classroom resources

2024/25 Projects

- New Long Jump / Triple Jump
- Benches



Getting in touch!



gillottspa@gmail.com



Gillotts Parents Association



www.gillottspa.co.uk

